

THE "ORIGINAL"  
SCANLAN®  
SUTURE BOOT™

INSTRUMENT JAW COVERS



THE "ORIGINAL"  
SCANLAN® Suture Boot™  
instrument jaw covers offer...

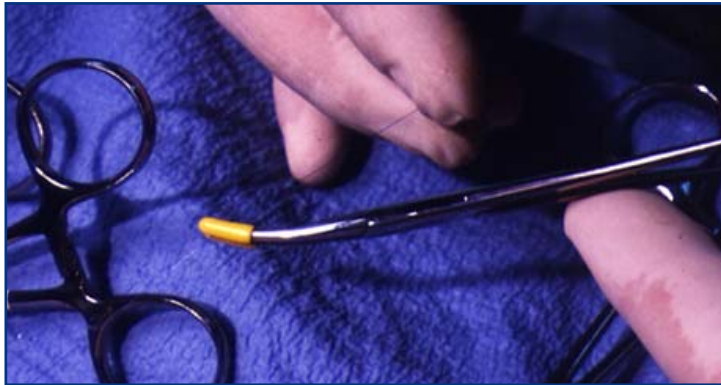
- Firm grasp of the finest suture
- Convenient O.R. accountability
- Color coding for easy identification
- Unique pressure-sensitive, peel-off adhesive backing on cartridge
- Sterile packaged
- Fully tested
- Available in Original and Large Boot Sizes as well as two cartridge options:  
*Standard: 5 pairs per cartridge*  
*Mini: 3 pairs per cartridge*
- Single-Use
- Cost-effective
- Radiopaque



INTERNATIONAL

*Surgical products designed and manufactured by the Scanlan family since 1921*

THE "ORIGINAL" SCANLAN®  
**SUTURE BOOT™**  
 INSTRUMENT JAW COVERS



**For Protected Suture Grasping**

"Original" SCANLAN® Suture Boot™ instrument jaw covers offer a dependable, cost-effective way to grasp and protect tagged suture. The soft, medical-grade polymer makes Suture Boot™ instrument jaw covers ideal for securely handling delicate suture material... without damage or slippage.

Designed to fit securely over the tips of surgical instruments, "Original" SCANLAN® Suture Boot™ instrument jaw covers eliminate the use of unsafe materials, and protect suture from instrument damage.

Suture Boot™ instrument jaw covers are single-use and are arranged in a ready-to-use convenient cartridge with an adhesive backed surface. They are available in two boot sizes (Original and Large) as well as two cartridge sizes (Standard: 5 pair per cartridge and Mini: 3 pair per cartridge).

**Original Size**

**Yellow 1001-513 Mini**  
 3 pairs per sterile cartridge,  
 1 sterile cartridge per package  
 5 packages per box

**Yellow 1001-514 Standard**  
 5 pairs per sterile cartridge,  
 1 sterile cartridge per package  
 5 packages per box


**Large Size**

**Pink 1001-515 Mini**  
 3 pairs per sterile cartridge,  
 1 sterile cartridge per package  
 5 packages per box

**Pink 1001-516 Standard**  
 5 pairs per sterile cartridge,  
 1 sterile cartridge per package  
 5 packages per box


**APPLICATION MADE SIMPLE**

**1**




Remove backing to expose adhesive. (*Remove only when ready to use. The convenient adhesive will bond securely to any smooth, dry surface.*)

**2**




Once the cartridge has been secured, insert instrument tips fully into Suture Boot™ instrument jaw covers and pull from cartridge.

**3**



The instrument will now securely grasp the suture.

**4**



Once application is complete, return used Suture Boot™ instrument jaw covers to the cartridge to ensure accountability. Suture Boot™ instrument jaw covers and cartridge should then be discarded per hospital procedures.

*For more information or to order,  
 contact your local Scanlan representative or call...*

**U.S. & Canada...800-328-9458**

**Internationally...651-298-0997**

**FAX...651-298-0018**



**INTERNATIONAL**