



*A/C LOCATOR[®] U-Shaped Graft Markers
and
RADIOMARK[®] Disk-Shaped Graft Markers*



INTERNATIONAL

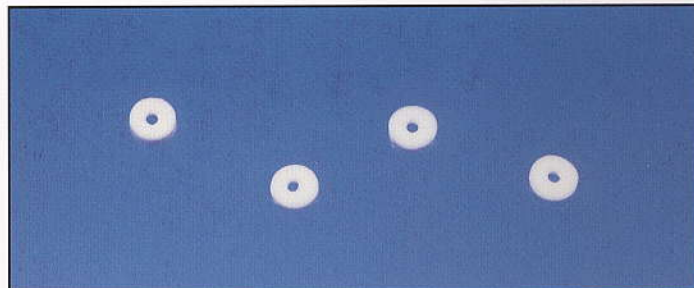
Surgical Products Designed and Manufactured by the Scanlan Family Since 1921

Designed For Assessment of Graft Patency During Postoperative Angiography



A/C Locator® U-Shaped Graft Markers

The A/C Locator® U-shaped graft marker is designed to be applied with 5-0 or 6-0 suture after placement of a graft. Manufactured with lightweight medical grade silicone, it will not produce a reflective glare when used with a CT scan or MRI. It offers flexibility, biocompatibility, meets all implant criteria and will not migrate. Radiopaque.



Radiomark® Disk-Shaped Graft Markers

The Radiomark® disk-shaped graft marker is also designed to be applied with 5-0 or 6-0 suture after placement of coronary and peripheral grafts. Manufactured with lightweight medical grade silicone, it will not produce a reflective glare when used with a CT scan or MRI. It offers flexibility, biocompatibility, meets all implant criteria and will not migrate. Radiopaque.



(Shown Actual Size)

A/C Locator® U-Shaped Graft Markers

Catalog Number
1001-83



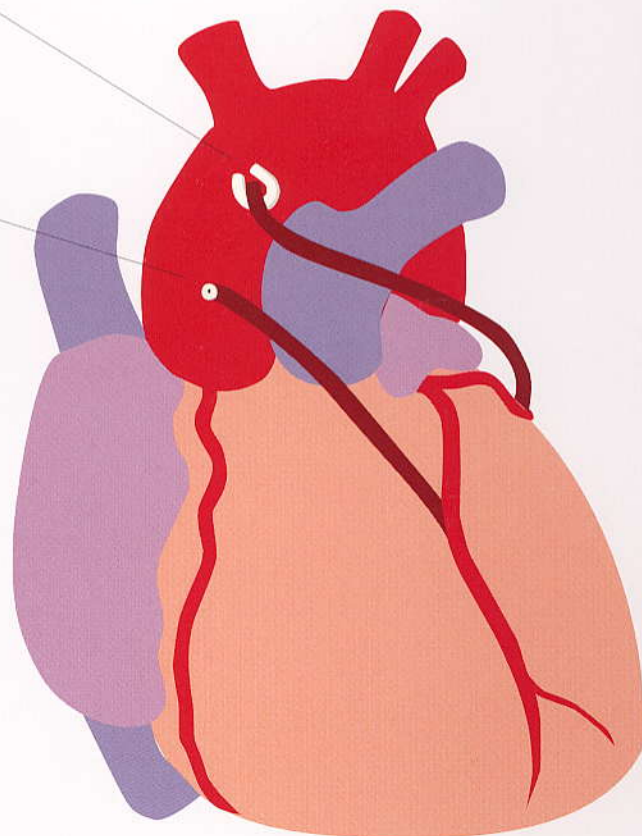
(Shown Actual Size)

Radiomark® Disk-Shaped Graft Markers

Catalog Number
1001-831

For more information or to order, please contact your local Scanlan representative, or call...

U.S. & Canada 800-328-9458
International 651-298-0997
FAX 651-298-0018



SCANLAN ★

INTERNATIONAL

Surgical Products Designed and Manufactured by the Scanlan Family Since 1921

One Scanlan Plaza • Saint Paul, Minnesota 55107 • USA

800-328-9458 • 651-298-0997 • FAX 651-298-0018 • www.scanlaninternational.com

© 2004 Scanlan International, Inc.

MK-B-002 Rev. B